


Vaughan Primary School

Monday 30th November 2020



Evidence Me
Online Learning Journal

Aims

To explain how Evidence Me is used at Vaughan Primary School to share children's learning experiences.

Learning in Reception

In Reception, learning takes place through whole class teaching, focused group teaching, paired or individual work, as well as through children's explorations during independent play.

Learning in Reception

Observations of individual children posted on the learning journals reflect just one part of their overall learning experiences.

What is Evidence Me?

Evidence Me is a secure online Learning Journal to record photos, observations and comments, in line with the Early Years Foundation Stage curriculum.

What is a Learning Journal?

A learning journal is a record of a child's learning and shows snap shots of children's achievements and progress in relation to the EYFS Curriculum.

What is the purpose of an Online Learning Journal?

- The Online learning journal creates two way communication between us, the EYFS team, and yourselves as Parents and Carers.

What is the purpose of an Online Learning Journal?

- Using the online learning journal can provide greater opportunities to extend your child's learning at home by talking about what your child is learning about at school.

What can I contribute to the Online Learning Journal?

- If you are able to share experiences that your child has outside of the school setting, particularly those which would not be possible for us to capture at school then we can get to see a more rounded picture of your child.

Where do I start?

- You have already provided your email addresses with your school application pack
- You were sent an email to confirm that you wish to use Evidence Me - from Evidence Me
- Most Parents have now confirmed that link and have started using Evidence Me to view observations which we have posted.
- This is how the activation email should look:-

Where do I start?

Example Email Invitation

Subject: Evidence Me – Activation of Joe Smith's parent account for St Mary's School

Welcome to the St Mary's School Parent Suite!

You have been registered at St Mary's School as a Parent of Joe Smith. Please follow the link from below in order to activate your user account:

Activate your account

Regards, The Evidence Me Team

Where do I start?

- If you have not confirmed that you wish to join Evidence Me then the email will need to be resent.
- Class Teachers can view that information so will know whether you have confirmed or not
- All emails will be resent to Parents who have not started using this yet so please check your junk email box and confirm as soon as possible so that teachers are not spending time repeating this.

Welcome to Evidence Me

Once you have confirmed the email link sent to you you should be able to view the observations which the class teacher has posted.


You can do this on a computer or download the app Evidence Me by a company called 2simple  evidence me

Welcome to Evidence Me



- Log on to the website using the email address provided to us and choose a password to set up.

Welcome to Evidence Me



The screenshot shows a web browser window with the address bar displaying "evidence.me". The page features a blue sidebar on the left with the Evidence Me logo and the text "evidenceme A 2Simple Leadership Product". The main content area contains a login form with "Email" and "Password" input fields, a "Sign in" button, and a "Forgot password?" link. Below the login form is a row of award logos including "era", "2013 Top 500", "2014 Top 500", "bett awards 2014 WINNER", "bett AWARDS 2015 WINNER", "era", and "bett AWARDS 2018 WINNER". The version number "version: 1.6.5.3351" is located in the bottom right corner.

emailme

A 2Simple Leadership Product

Email

Password

Sign in

[Forgot password?](#)

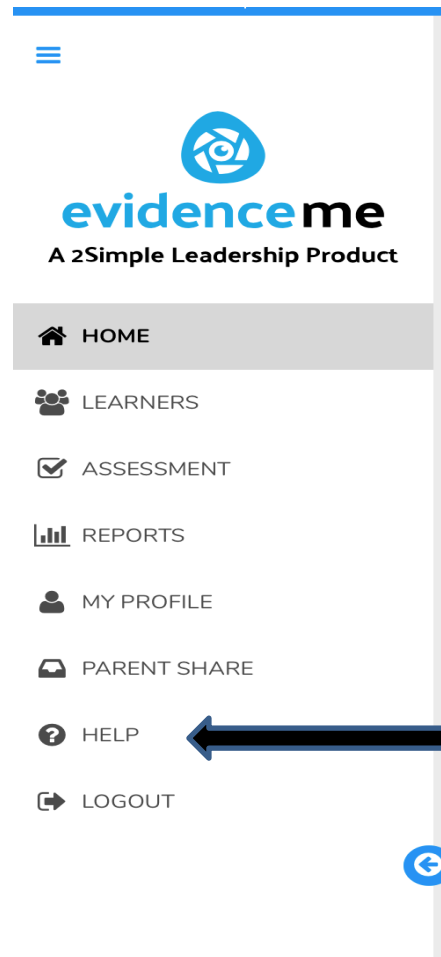
era 2013 Top 500 2014 Top 500 bett awards 2014 WINNER bett AWARDS 2015 WINNER era bett AWARDS 2018 WINNER

version: 1.6.5.3351

How do I add an entry to my child's Learning Journal?

- Go to help centre on the left hand side of the screen
- Go to the Help section.

How do I add an entry to my child's Learning Journal?



Click here
for help

How do I add an entry to my child's Learning Journal?

- Go to the section called 'Parent Share'
- 'Evidence Me Help for Parents'

Setting at Home Activities!

Upgrading to Evidence Me ▼

Quick Start Guide

Set Up ▼

Download the App

User Accounts

Classes & Learners

The App ▼

The Web Suite ▼

Reports ▼

Assessment ▼

Parent Share ▲

Parent Share Set Up

Mark Observations for Parent Share

Send Observations to Parents

Parent Postcards

PDF Reports for Parents

Evidence Me Help for Parents



Click here

Scroll down the page to 'Create a Parent App Observation'

You can submit a photo or video: there are lots of details here for how to do it.

2Simple Evidence Me Help for Parents – Help Centre

Create a Parent App Observation

For each Parent Share observation, you can add evidence. This could be an activity or a piece of work.

Tap on one of the below icons on the app Create screen to start your observation

Photo

1. The photo will be instantly captured
2. Edit your image using the image edit features – **Please Note** this feature will only appear if you have switched on **Enable Crop Screen** in the **Settings** area of the app
3. Tap **Done** in the bottom right-hand corner
4. Select **Tap to Edit**

TOP TIP: Your observation will automatically appear on your recent observations bar so you can always edit it at a later date.

Video

1. The video will automatically start recording

What should I put in my child's Learning Journal?

- The evidence you submit should capture something significant, it could be as simple as what you talked about when taking a walk in the woods, or an amazing achievement such as a swimming award.

What should I put in my child's Learning Journal?

- It could be a photo of a bike ride you did together and your child read some signs along the way.
- It could be a discussion in the garden about the clouds, where they come from and where they go!

What should I put in my child's Learning Journal?

- We would like to use Evidence Me from time to time to ask you to post specific observations.

What should I put in my child's Learning Journal?

- For example, we have recently been weighing at school. It would be great to follow this up at home by looking at different weighing scales and involving your child in weighing ingredients when you are cooking.

What should I put in my child's Learning Journal?

- Another theme we have been discussing is celebrations, for example Diwali and Christmas.
- It would be good to see the kind of celebrations that your child takes part in and what their understanding is.

What should I put in my child's Learning Journal?

- Our theme of the last few weeks has been 'Space'.
- Your child can use food packets, kitchen roll and other items such as foil to design and make their own space rocket.

What should I put in my child's Learning Journal?

- Try to write exactly what your child says without correcting it.
- For example, "I ate some yummy food for Diwali and had presents. I wore my red sparkly dress."
- It isn't about what is correct or what isn't, it is a case of understanding the stage your child is at now, so that we know how to support them with the next step of their learning.

What should I put in my child's Learning Journal?

- The important thing is sharing the experiences and the discussion which comes as a result of this.
- Children who are supported with learning at home make greater progress than those who are not.

Will I receive any feedback on the observation I make?

- Your observations will be acknowledged but it may not be immediate as teachers are planning for the next day and marking work in books.
- Teachers do not receive a notification when you post something.
- We use the app to post observations and then check in periodically with the website to oversee everything. So your post will be viewed on one of these 'check in's.'



We hope you enjoy using Evidence Me and that it helps to keep both you and us informed about your child's learning.

If you have any problems or questions using Evidence Me, please speak to your child's teacher at the door or email the school office. Please do not use the class email addresses as staff will not be checking these unless there is a request for you to submit photos or work.

We will now move on to the second presentation-
Phonics!