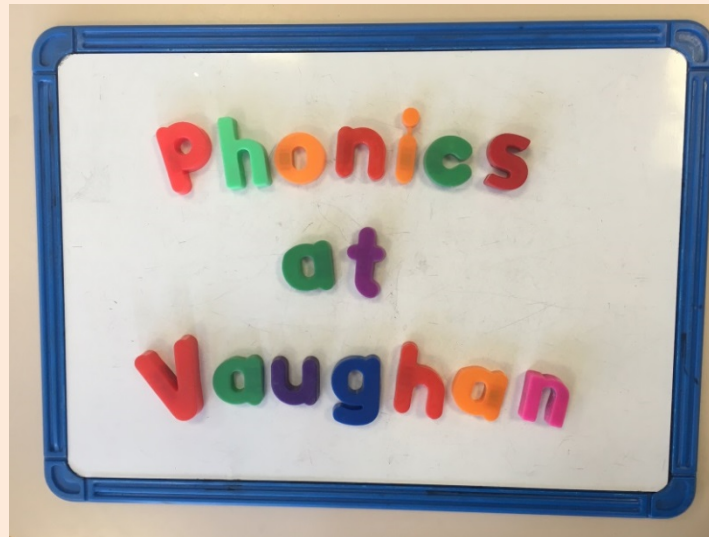


Reception Parents/Carers Phonics and Learning Meeting

Vaughan Primary School



‘Good parenting and high quality early learning together provide the foundation children need to make the most of their abilities and talents as they grow up.’

EYFS Statutory Framework, 2017

- Parents/Carers are the first and on-going educators of their children and, as such, should receive meaningful information and support.
- Parent Partnerships are essential to supporting development of children’s learning at home.

Aims of the session

- To explain to Parents/Carers about Phonics Teaching in Reception
- Give a brief outline of the Letters and Sounds Phonics system
- Explanation of Reading Log
- How you can support your child at home

Letters and Sounds

Letters and Sounds is a phonics resource published by the Department for Education and Skills in 2007.

It aims to build children's speaking and listening skills in their own right as well as to prepare children for learning to read by developing their phonic knowledge and skills.

It sets out a detailed and systematic programme for teaching phonic skills for children starting at the age of four, with the aim of them becoming fluent readers by age seven.

Letters and Sounds

- Letters and Sounds is the phonics resource used at Vaughan Primary School.
- The Letters and Sounds programme is introduced in Nursery and continues throughout the Infant School to the End of Year 2.
- Those pupils who require further consolidation to secure their knowledge of phonics to read receive small group opportunities in the Junior School.

Phonics

Phase 1 is vital!

It is the one phase that shouldn't come to an end.

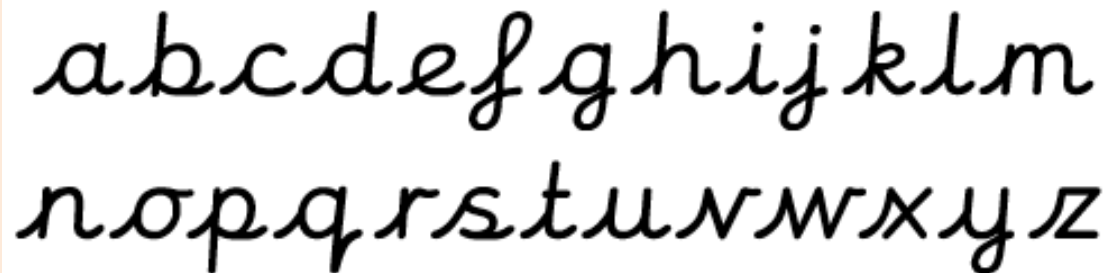


Phonics

- Phase 2 is when we introduce the sounds.
- It is one sound a day and we may use actions or songs to help the children.
- We also introduce how to write the sound and this can be done through a variety of ways.
E.g. magic finger, magic pen, writing on each others backs, in the air, in sand, soil or glitter!
- Try these at home and have fun with it!

Handwriting


- We follow the 'Nelson' Handwriting Scheme at Vaughan.
- This year we will be encouraging the children with a strong pencil grip to write with a 'leading in line'.
- This prepares them for cursive handwriting in Year 1.
- We encourage a good pencil grip and letters are taught with a flick and a tail.



abcdefghijklmnopqrstuvwxyz

Pronunciation

- When helping your child it is really important to have the correct pronunciation of the sounds.
 - Time to see what we mean!




Have a go!

cerater

Have a go!

cer a ter

cat




Sound buttons

- We also use sound buttons to help us blend and segment words.
- Blending is joining the sounds together to help us read a word.
- Segmenting is hearing a word and splitting it up into the sounds that make it.
- Here is an example...

Sound buttons

c a t



Phonics

- Phase 3 introduces children to units of sound made up of more than one letter.
- **Digraph** – two letters that make one sound
Example - ‘ch’ ‘sh’ ‘ng’

For example ‘chin’

ch-i-n

Tricky Words

Words that cannot be sounded out are called **tricky words**. They are taught alongside the sounds.

Tricky words include:

the, to, no, go, I, into

all, me, be, my, her, are, we they, was, you, she, he

Phonics Reading Log & common word list



- Please ensure you practise and support your child to learn their letter sounds and Reception word lists that will be sent home soon.
- Please ensure you read everyday with your child and complete the reading log.
- It is more important for your child to enjoy books, have a good understanding of what is happening in the story and build vocabulary than it is to progress through the reading levels too rapidly.
- Spend time enjoying books together.

Thank you all for coming!

Have fun with your phonics and
learning!

